

7TH JUNE 2020

EAGLE'S NEST NEWS

WELCOME

Hello guys!

Welcome to this issue of ENN - where we are looking at the creative world of art!

Art includes painting, drawing, printmaking, sculpture, ceramics, photography, video, filmmaking, design, crafts, and architecture. It also includes artistic disciplines such as performing arts, conceptual art, textile arts, as well as poetry, prose and theatre. The list is endless!

You are just like your Father God, so you too can create something beautiful. Take a deep breath and give it a go!

Don't forget, we always want to see what you have been up to, so do send in photos of your creations.

God bless you all

ENN Team xoxo


What is sculpture?

Discover more about sculpture with Sesame Street's Elmo!



COMPETITION WINNERS!!

Congratulations to **Debbie 8, David 6, Derin 10 and Arabella 6**. Well done guys, copies of your books will be on their way to you.




IS IT REEEEEEEALLY ART?

GO SLIME

Hmm well... we're not sure but if it looks nice and smells even nicer, we could bend the rules a little!

We know there are lots of slime buddies out there so here are some slime recipes for you to try out.



BATH BOMBS!

...And if bath bombs are your thing, then give these a try!



As always
– send in your
picture to share
how you got on!!

EDIBLE ART

Cakes are also an art form guys!



Check out some of the work by leading cake artists Ron Ben Israel (who actually used to be a ballet dancer!) & Sylvia Weinstock.

Try out a little cake art yourself and make some very yummy cake pops! Just click the picture below to watch the video.



WHAT IS FAITH?

Faith is defined as "complete trust or confidence in something or someone" therefore Faith in God means putting your trust or confidence in Him, and knowing He will never let you down, it means that even while you are not able to see the result you are confident that God sees and knows all things and that they will work out for your good.

Learning about Faith

Hello Bindi, Mum said cheerfully, how was Kings Kids today? It was actually very interesting said Bindi, we learnt about faith and exercising patience to see the result. Hmm, that sounds exciting, I could do with some faith

myself, said Mum, I've been trusting God for a new job and perhaps we can join our faith together to make it happen.

Sure Mum, replied Bindi, but remember you may need to be patient in waiting for the promise to take place as faith can be like a seed, you don't plant a seed today and see the flower the next day, rather you spend time watering and feeding it. Do you know that the bible says Jesus is the bread of life (food that feeds our spirit) and we eat this by reading the bible and praying, God is also called the living water, so He provides food and water to feed our spirits. This means we need to eat and drink of God's word every day like we eat and drink our meals every day. We need to trust him with all our heart.

Bindi told her mum the story of when

Jesus walked on water **(Read Matthew 14:22-32)**

"Here comes the interesting part", Bindi continued. "Sir showed us how to understand what faith is, by doing this cool experiment. First, he asked a simple question: Can you walk on water? And we all said of course we can't!

But then he explained that sometimes, even things which are impossible to do, become possible with a little faith. Bindi gathered some things together on the kitchen table and performed the experiment to her mum who watched carefully, an impressed look on her face. Bindi then felt confident as she prayed with her Mum that God would provide a new job. She said to her Mum, "this is actually exciting, praying and believing to see God make things happen".

ENN

OUR OBJECT LESSON ON FAITH

To see how this is done click the image below and watch the video You can try it too.

Object Lesson on Faith

- Bowl of water
- Paper clips
- Dish detergent

biblelessonstuff.com

What you need:

1. A glass or bowl of water
2. A box of paper clips
3. Dish detergent

Try floating a paper clip on the water. It doesn't work. Paper clips sink. Nothing unusual there.

Next, bend one paper clip to make a "holder" for a second paper clip to rest on. Place the second paper clip flat on the paper-clip-holder, and gently submerge the paper clips into the water. This time, the unbent paper clip will actually float on the surface of the water (you may need to be patient and do this more than once before it floats) in the same way you may need to be patient before you see the answer to your prayer. Lesson: By ourselves, we can't do "the impossible". However, if we rest on Jesus, or have faith in Him (like the paper clip rests

on the holder), He will enable us to do what we never thought we could.

But we also need to beware of "doubt". Just like Peter in the story, once he took his eyes off Jesus, he let doubt and fear invade his mind, and he started to sink.

Place some dish detergent in the water around the floating paper clip. It will start to sink.

Lesson: Jesus promises that even with faith the size of a mustard seed, we can move mountains. But if doubt crowds out our faith, we'll start to sink just like Peter did. We need to guard our hearts against doubting Jesus' power. This object lesson on faith demonstrates:

1. That we need to rest on Jesus in order to do whatever seems

impossible to us (just like the paper clip holder was necessary).

2. That doubt will cause us to falter (just like the dish detergent causes the floating paper clips to sink).

The Science behind the Object Lesson

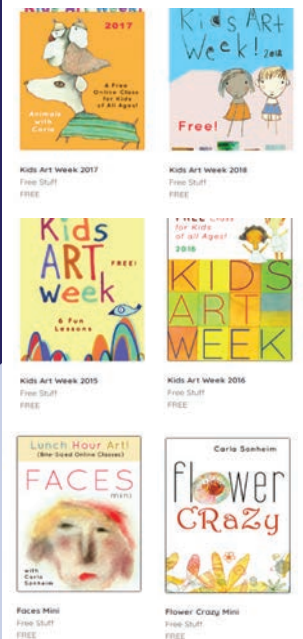
This object lesson on faith, or making bits of metal float on water, is all about surface tension of the water. The water molecules at the surface of water create really strong bonds with one another (like the bond we have with Christ, nothing can break it). Water actually has the strongest surface tension of any liquid other than mercury!

Dish detergent (represents disbelief and sin) breaks down the bonds between the water molecules, which is why the paper clip will then sink if you add the detergent to the water.

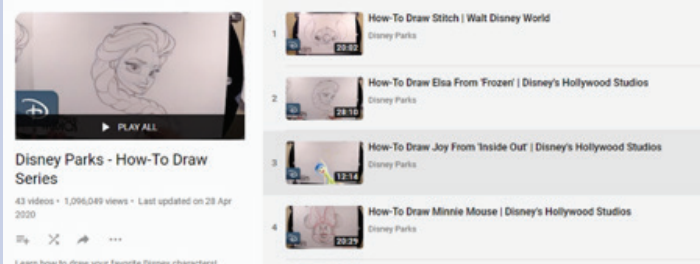
This lesson shows us that if we have faith and don't allow disbelief to take over, we can see what we believe to be impossible become possible if we keep our eyes on Jesus.

BRING OUT YOUR INNER ARTIST WITH THESE FREE ONLINE ART CLASSES!

Get ready for fun! You can get creative with this great series of classes from Carla Sonheim, using paints, pastels, watercolours and more! It's for a variety of different age groups so give it a go!



Draw With Disney



Disney and Pixar have released free online tutorials teaching how to sketch Disney characters.

Learn How to Draw 25 Cartoons Step-by-Step

These children's drawing lessons offer an inspiring art experience for young artists aged 5+.



VIRTUAL TOURS

Take a virtual walk around these art galleries and museums...for FREE!



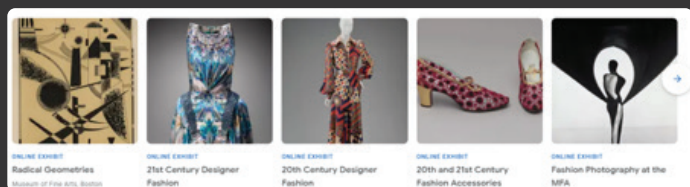
J Paul Getty Museum,
Los Angeles



British Museum,
London



Rijksmuseum, Amsterdam



Museum of Fine Arts, Boston



The National Gallery
London



Fashion at
Buckingham Palace

• • • • •

1 MINUTE IN A MUSEUM



1 MINUTE ART HISTORY LESSON

A class that lasts a minute?! Join 3 characters for "One minute in a museum" as they view pieces of art in the Louvre museum, France.

**ENN WOULD LIKE
TO SAY **HAPPY
FATHER'S DAY IN
ADVANCE TO ALL
THE DADS OUT
THERE.****

GOD BLESS YOU!



: PRAYER :

Dear God, thank You for all Your blessings.
Help us to be more like Abraham, Joseph
and Esther who patiently trusted You.
Help us to know that in difficult times You
are with us and You continue to help us.
In Jesus' name, Amen.

MEMORY VERSE

Faith is what makes real the things we hope for.
It is proof of what we cannot see.

Hebrews 11:1 (ERV)

Knowing that the testing of your faith
produces patience.

James 1:3 (NKJV)

LEARN A NEW ARTISTIC TECHNIQUE WITH BBC BITESIZE

Want to try your hand at pottery, or maybe discover print making, or new painting techniques and collaging? Then head over to BBC Bitseize! They have got an amazing array of how to videos that will teach you some great artistic techniques including photography, printing, collage, and sculpture. Just click the picture below :-)



GET CRAFTING

CHOOSE A CRAFTING
ACTIVITY AND GIVE IT A GO!

CLICK THE PICTURE TO GET THE INSTRUCTIONS...DON'T FORGET TO SEND US A PICTURE OF YOUR CREATIONS!



Look after your pennies with this
paper mache piggy bank!



Leaf Painting



Tie-Dye



Cupcake Flowers



Bubble paintings



Rock Crafts



Toilet paper binoculars!

**FOR MORE CRAFT IDEAS
TRY: HOBBYCRAFT'S
DAILY KID'S CRAFT CLUB**



PATIENCE POEM

Patience never gives up
Patience always looks up
Always trusting God
To face the next challenge
To run the race set for us
According to His divine plan
No matter the obstacles
To achieve the goal

Pray without Stopping
Always trusting God
To leads us
In all things
Every day and night
Not knowing what tomorrow will bring
Celebrating each time
Excited for the next day

Created in Gods image
To do his will always
Patience is in everyone
It helps us hold on to hope
Hope bring out our best character
Patience is what we need
To reach the promised goal



WE'D LOVE TO HEAR FROM YOU!

Send your competition entries, comments and birthday shout outs to us at:
ENN@kicc.org.uk