

# EAGLE'S NEST NEWS

.....  
SUMMER 2024  
.....

## IGOC TIPS!!!

### Hey Friends!

It is that time of the year again when everything is buzzing as we prepare for our once-in-a-year conference!

Yeah! You got it! The International Gathering of Champions (IGOC) 2024 is around the corner!

I hope you are looking forward to it as much as I am. I believe that this year would be the best conference so far as we rise to new levels!

Have you started thinking about what you could do to serve and participate during IGOC? Could I suggest some areas?

- Debate
- Ushering
- Sports
- Games
- Crafts
- Spoken word and lots more!

Speak to your teacher asap in your actual or virtual sessions about what you would like to do during IGOC!

IGOC will be FIVE days FILLED with FUN with our FRIENDS as we build our FAITH together!

Go on, tell your friends and family about IGOC and get them to come with you too.

Prepare to make new friends at IGOC and reconnect with the friends you knew before!

Also, write to tell us what the best part of IGOC for you is usually and what IGOC means to you.

Theme verse: **Isaiah 60:1**

Arise, shine, for your light has come, and the glory of the Lord rises upon you.

Remember your parent/guardian needs to register you for each session (registration opens the day before).

**See you there!!!**

The ENN Team



## THE BOOK OF PROVERBS

### What are proverbs?

Proverbs are wise statements of advice and words of wisdom. Each proverb teaches something of importance, such as good morals or behaviour.

What is the purpose of the book of Proverbs?

The Book of Proverbs is in the Old Testament of the Bible. It is the 20th book of the Bible. The book of Proverbs contains guidance on how to live a life that makes God glad. It is full of wise statements that teach us how to live a good and godly life in different situations, including these modern times.

Who wrote the proverbs in the book of Proverbs?

Most of the wise statements in the book of Proverbs were written by King Solomon, son of King David. According to bible scholars, some

of those wise statements were also written by Agur, son of Jakeh, and some by King Lemuel. Solomon wrote Proverbs chapters 1-29; Agur wrote Proverbs chapter 30; while King Lemuel wrote Proverbs chapter 31. Here are three examples of wise statements from the book of Proverbs:

1. A proverb about listening to your parents and NOT ignoring their instructions –  
"My child, listen to your father's teaching. And do not forget your mother's advice." **Proverbs 1:8 (ICB).**
2. A proverb about not thinking that you know it all; instead respect the Lord and keep away from anything that displeases the Lord –  
"Don't be im=pressed with your own wisdom. Instead, fear the LORD and turn away from evil."

**Proverbs 3:7 (NLT).**

3. A proverb about not talking too much, or you will end up sinning –

"You will say the wrong thing if you talk too much— so be sensible and watch what you say." **Proverbs 10:19 (CEV).**

I encourage you to read the whole of the book of Proverbs so that you can gain wisdom. Once you start doing what you learn from it you will become wiser than the devil and people who think they know it all. You will also be known for good things among your peers.

**Hint: There are 31 chapters in the book of Proverbs, so you can read 1 every day of the month!**

**START READING PROVERBS TODAY AND BE THE BEST GOD WANTS YOU TO BE!**

### : PRAYER :

Dear Lord, thank you for teaching us how to behave in every situation. We ask that your Holy Spirit help us to remember your word and to do what you say. In Jesus' name. Amen.

### MEMORY VERSE

"Trust the Lord with all your heart. Don't depend on your own understanding. Remember the Lord in everything you do. And he will give you success." **Proverbs 3:5-6 (ICB).**



# How to (creatively) have a good Summer



he Bible says in Genesis 8:22 "While the earth remains,

Seedtime and Harvest, Cold and Heat, Winter and Summer, and Day and Night shall not Cease.

This means that, as long as there is planet Earth, these cycles of nature will continue as God has designed them.

Guess what boys & girls! It's Summertime! Summer is when we have lots of sun and warm weather. It is also when we break from school for our summer holidays.

What are some of the creative things you could do to have a good Summer?

Summer is not just for staying indoors, watching TV or spending lots of screentime 'tik-toking', 'snap chatting' or on Instagram, etc.

For some children, their parents may have organised a family holiday while some other children will be staying at home.

If you're home this summer, no worries! There are lots of things

you could suggest to your parents both indoors and outdoors.

You can ask your grown-up to arrange a day trip to a local museum. For some of you, your local library may have several summer activities that you could engage in, for example, a reading and writing challenge or competition.

For some of you who are older, could organise a bible study club where you meet with your friends online or face-to-face and you can set yourselves a challenge of memorizing some Bible verses or have Bible quizzes (hint: this would go down well with some lemonade and cake!)

You could also design and make some 'thank you' cards or pictures for all the important people in your life like parents, grandparents, siblings, teachers etc.

With permission and guidance from your grown-up, you can help your elderly neighbour to clean their garden wash their car, walk their dogs or go to the local shops for them. You could also do some

evangelism by going to your local park to give out Christian tracts and talk to other children about Jesus. You will have to be brave to do this but remember the bible reminds us in Romans 1:16 "For I am not ashamed of the Gospel of Jesus Christ" and in 1Timothy 1:7 "God has not given me the spirit of

fear".

Remember boys & girls, not everything you do over the Summer should involve spending lots of money, so get creative, go out there and have a wonderful summer (and while you're at it, learn a new skill or develop a new interest)!



## : PRAYER :

Dear Lord, thank you for giving us another Summer, help me to show love and kindness to others. I pray for creative ideas to help me and my family have a lovely Summer, in Jesus' name. Amen.

## MEMORY VERSE

For everything there is a season and a time for every matter under heaven. Ecclesiastes 3:1



# Let MORALITY Be YOUR COMPASS!

Hi kids! Summer's here!

Are you on holiday, visiting family or having activities at home? In the middle of all the fun, it's important to remember this. Morality is like a compass that helps us navigate through life's journey; it guides us to think what is right, to say what is right, and to do what is right.

Morals help us to answer the question – What Would Jesus Do (WWJD)? Remember, your special friend, Jesus is always there for you, guiding and cheering you on. He wants what's best for you as every good friend does.

So, how do we make our friendship with Jesus even stronger? It's by living a life filled with goodness, kindness, and love. It means looking at the world around you as God's children with open eyes and a loving heart. It's recognising when someone needs help and offering a helping hand. Peter and John in Acts chapter 3 verses 6 - 7 saw a crippled man and were willing to help him.

Doing the right thing is putting your beliefs into action. It's about making choices that please God to show His love, through you. God's love shines through you when you share your toys with friends or siblings. It's telling the truth even when it's hard or showing kindness to someone who is feeling sad. Every little act of goodness matters!

Living a moral life involves listening to the wise words of Jesus and following His teachings. Listening to Jesus helps you grow spiritually and become a better person. Jesus' words are like a guiding light, showing us the way to live a life filled with love, joy, and peace. (John 6:63).

During this summer we must decide that what we watch, do, and listen to are the right things, things that show others that we are true friends of Jesus. Remember, your character is what you do when no one is looking.

Be determined to get better at doing the things that please God. The Bible says, "But be holy in all that you do, just as God is holy." 1 Peter 1:15 (ICB). We all make mistakes sometimes, and that's okay. What matters is that we

learn from our mistakes, ask for forgiveness, and keep aiming to do better with the help of the Holy Spirit.

So, let morality be your compass this summer and always. Let it guide you to see the beauty in the world, to do acts of kindness wherever you go, and to hear the loving words of Jesus in your heart. With integrity as your guide, your relationship with Jesus will grow stronger and more beautiful every day.

**Activity:** How many synonyms of the word "morality" can you find in the article you've just read. Below are some clues to help you:

- virtue
- integrity
- honesty
- goodness
- morals
- ethics
- character
- rightness
- decency
- righteousness
- rectitude
- honour
- uprightness
- probity
- virtuousness
- etiquette
- appropriateness
- decorum
- correctness
- propriety
- scrupulousness
- right-mindedness

## : PRAYER :

Father God, help me to honour you in the things I think, do and say this summer. In Jesus' name I pray. Amen.

## MEMORY VERSE

In the beginning was the Word and the Word was with God and the Word was God.  
**John 1:1 (NIV)**

# MEMORISING THE BIBLE



While Henry and John were playing in the courtyard, John asked him a question. "I want to be more like Jesus. I want to learn verses of the Bible; please can you help me?" Henry replied, "One way of memorising the Bible verses is to learn them bit by bit, in small sections. Like the Psalms?"

"What is your favourite Psalm?" John replied. "Psalm 24!" Henry

continued, "Ok cool. You can learn any of the Psalms by breaking up the whole Psalm into sections and learning each part one at a time.

The first and last verses can be the easiest to learn so you can learn these first. Afterwards, you only have the middle section to memorise. You will find what works for you."

"Then repeat them over and over again until you know them by heart just like your spellings."

"You could also turn the Bible verses into a poem, rap, song, or write them on cards and learn them on your way to school or anywhere really."

"Great ideas. Thanks, Henry! I will try some of them." John replied, looking really pleased.

## Why should we memorise Bible verses?

Here are some reasons:

1. To be like Jesus. Jesus

knew the Bible and used Bible verses to overcome the devil when he was tempted. *Matthew 4:1 –10; Mark 1:12 – 13; Luke 4:1 – 8.*

2. To save us from doing wrong things. In the Lord's prayer, we ask God to save us from the evil one. *Matthew 6:13.*
3. When we memorise Bible verses, the Word stays in us and helps us when to do what is right. *Psalm 119:11.*
4. Memorising Bible verses helps us to be bold. *Hebrews 13:6.*
5. Memorising Bible verses helps us to be wise. *Psalm 19:7, Psalm 119:98.*
6. It helps us to be successful in every area of our lives. *Joshua 1:8 – 9.*
7. It helps us discover God's plans and promises for our lives. *Jeremiah 29:11, Hebrews 6:12.*

## MEMORY VERSE

"Always remember what is written in the Book of the Teachings. Study it day and night. Then you will be sure to obey everything that is written there. If you do this, you will be wise and successful in everything." **Joshua 1:8-9 (ICB)**

## : PRAYER :

Dear God, I pray that you will help me to learn your Word and keep it in my heart so that I may not sin against you, in Jesus' name, Amen.





# BIBLICAL JOKES!



**Q: What is the best way to study the Bible?**

**A: You Luke into it.**

**Q: What did God do to cure Moses' headache?**

**A: He gave him two tablets.**

**Q: How do you know that atoms are Catholic?**

**A: They have Mass.**

**Q: What homework did God give Adam and Eve?**

**A: God said Go and Multiply.**

**Q: What is the Mathematical equation for salvation?**

**A: 1 Cross + 3 Nails = 4 Given**

**Q: How did Delilah get into Samson's house unnoticed?**

**A: She cut all his locks.**

**Q: Brushing up daily on your Bible prevents ....**

**A: TRUTH DECAY (tooth decay)**

**Q: 7 days without prayer makes one...**

**A: WEAK (week)**

**Q: Where is the best place to get an ice cream cone?**

**A: Sundae School.**

## ENN COMPETITION QUESTIONS



1. What is the longest Psalm in the bible
2. What are the names of the two sections that the bible is split into
3. What is a popular Psalm in the bible that reminds us of God's protection
4. Who became the king of Israel after Saul was rejected by God
5. Who was Naomi's mother-in-law?
6. Who did Naomi get married to?
7. Fill in the blank - I get to know \_ by reading the \_ (God, Bible)
8. Fill in the blank - In the book of Exodus, Moses parted the \_
9. Moses had 2 siblings, what were their names?
10. How old was Joshua when he died?

## How To Creatively Have A Good Summer

**Summer - fun things to do, during a Staycation.**

- Summer reading challenge
- Science museum
- Natural history museum
- Visit a Farm
- Sealife (aquatic centre)
- Blue Peter badges  
(9 to earn, <https://www.bbc.co.uk/cbbc/joinin/about-blue-peter-badges>)
- Day trip to Brighton or Southend
- Summer in local park
- Young V&A museum
- Theme park (Legoland, Chessington, Thorpe park)
- Trampoline Park
- Flip Out Canary Wharf
- Shrek's Adventure! London





<https://www.youtube.com/watch?v=Z6f0chmV2Ow> – Bible trivia

<https://youtu.be/3sYZmfjrMW0?si=zGCDWnFVYr41FmK>- song on Old Testament

Books of the bible word search -<https://superstarworksheets.com/wordsearch-puzzles/bible-word-search/>

IGOC 2024 ad - IGOC 2024 - RISE BEYOND LIMITATIONS (youtube.com)

Orchard Kids // A Psalm About God's Word // Based on Psalm 119 - YouTube – Psalm 199

<https://www.youtube.com/watch?v=jhS9FIVVenk> – lamp to my feet object lesson

<https://www.youtube.com/watch?v=dLgc9WIVdBM> - Psalm 119:105 Bible Lantern Craft for kids - YouTube

<https://www.youtube.com/watch?v=RUEWDI59LHg> - Object Lesson about The Father's Love - perfect for Father's Day! - YouTube

<https://www.youtube.com/watch?v=irThVpdeSXk> - God's Story: Ruth - YouTube

### Movies to Watch this summer:

1. The Secrets of Jonathan Sperry
2. I Can Only Imagine
3. God's Not Dead
4. The Case for Christ

# ACTIVITY PAGES

# Bible Facts Flash Cards



## Use as Flash Cards for review



www.biblefunforkids.com

# ACTIVITY PAGES





# ACTIVITY PAGES

## New Testament Books of the Bible Puzzle

Instructions: Carefully cut the puzzle pieces out. Put the puzzle pieces together, beginning with Matthew. The puzzle will create a long line.

Tip: This puzzle will work best when printed on cardstock, although it will also work on regular copy paper.

@2021 KidsBibleTeacher.com | Graphics by Edu-Clips.com

You may make as many copies as needed for your immediate family, classroom, or church use.

For more ideas and free printables, please visit KidsBibleTeacher.com.



# ACTIVITY PAGES

Matthew



Mark



Luke



John



Acts



Romans



1 Corinthians



# ACTIVITY PAGES

2 Corinthians



Galatians



Ephesians



Philippians



Colossians



# ACTIVITY PAGES



1 Thessalonians



2 Thessalonians

1 Timothy



2 Timothy



Titus

Philemon





# ACTIVITY PAGES

Hebrews



James



1 Peter



1 John



2 Peter



2 John



3 John

# ACTIVITY PAGES



Pages 1-2 are the train in the order to be attached. This page is the front cover label and pocket. The last 2 pages are the question cards, and can be stored in the pocket on this page when not in use. See blog for assembly directions @ <http://thatlittlehelpfulhouse.blogspot.com/>

Train and train kids | [www.3crazynoodles.com](http://www.3crazynoodles.com)

Slide me! | [www.3crazynoodles.com](http://www.3crazynoodles.com) (used with permission) Brian Rodriguez

<http://www.3crazynoodles.com/Products/100-Brian-Rodriguez>

I am the Savior that God sent	I died on the cross	I am in Heaven with My Father	I told parables and helped people by doing miracles
I am the Great Shepherd	God gave me the 10 Commandments	I asked Pharaoh to let the people go during the 10 plagues	I was with the Israelites in the wilderness for 40 years
We were the leaders in Israel	My name is Deborah, and I am the only woman that was one of these.	There were 54 of us chosen by God	When the disobedient people asked God for help, He sent us.

# ACTIVITY PAGES

I was a  
Prophet and  
a Judge

I anointed  
the first 2  
Kings of Israel

My son  
Jonathan was  
friends with  
David

I was a  
king for  
40 years

I fought the  
Giant Goliath

I was a  
king for  
40 years

I had a  
son named  
Solomon

I was a  
shepherd  
for my father

I am the  
cousin of  
Jesus

I baptized  
Jesus

I was  
blinded by  
a light

I am  
known by  
2 names



# ACTIVITY PAGES

NAME \_\_\_\_\_

DATE \_\_\_\_\_

## NEW TESTAMENT BIBLE BOOKS

Solve the Puzzle and work out the names of the books in the bible  
below



M \_ \_ \_ \_ E \_



M \_ \_ \_



L \_ \_ \_



J \_ \_ \_



# ACTIVITY PAGES

NAME \_\_\_\_\_

DATE \_\_\_\_\_

## OLD TESTAMENT BIBLE BOOKS

Fill in the Blanks in the Bible Book Names

G\_n\_s\_s

Ex\_\_u\_\_

Lev\_\_cu\_\_

N\_\_be\_\_

De\_\_ro\_\_my

Jo\_\_a

Ju\_\_e\_\_

\_\_th

1\_a\_\_e\_\_

2\_\_ue\_\_

1K\_\_g\_\_

2\_\_gs

1C\_ro\_\_les

2C\_ro\_\_les

E\_\_\_\_

\_\_b

P\_a\_\_\_\_

\_\_ver\_\_

\_\_les\_\_te\_\_

So\_\_o\_\_So\_\_on

\_s\_\_h

J\_\_mi\_\_

La\_e\_\_ti\_\_s

\_\_ek\_\_

Da\_\_e\_\_

H\_\_a

\_\_l

A\_\_s

O\_a\_\_h

\_\_ah

M\_\_h

\_\_hu\_\_

H\_\_a\_\_uk

Z\_\_h\_\_ia\_\_

H\_\_g\_\_i

Ze\_\_a\_\_a\_\_

M\_\_a\_\_i



# ACTIVITY PAGES


## BIBLE VERSE SPRING BOOKMARKS

### Materials Needed:



- Printable Bookmark Templates (below), printed out, one per student. If your students are unable to write, write the verse out on the lines for them before printing. These bookmarks will work with regular printer paper but are even better printed on cardstock!
- Scissors
- Tape or Glue
- Pencils or pens
- Coloring crayons or markers, if desired

### Directions

- Have your students choose a long bookmark and a shorter bookmark top.
- If age appropriate, have your students cut out the bookmarks and the topper along the solid black line. If not age appropriate, help them with this step.
- Have your students write their verse on the lines. If they are not able to do this, you may want to write the verse on the lines yourself before making copies for your students.
- Have your students color the bookmarks, if desired.
- Fold the bookmark toppers along the dotted line, so that the picture is facing up.
- Put a small amount of glue or tape on the small folded flap, opposite the picture.
- Glue the flap to the back of the longer bookmark rectangle, so that the topper picture shows on one side and the verse is visible on the other side.
- Enjoy the bookmarks!



# ACTIVITY PAGES



© 2022 by KidsBibleTeacher.com | Graphics by Edu-Clips.com







# ACTIVITY PAGES



© 2022 by KatsBibleTeacher.com | Graphics by Edu-Clips.com





# ACTIVITY PAGES

## New Testament Books of the Bible Spinner

### Materials Needed:

- One copy of each of the two pages below. (You can choose color or black and white outline for your kids to color.)
- Scissors
- One Paper Brad or Round Headed Paper Fastener per child
- Crayons, Washable Markers, or Colored Pencils, if desired

### Directions:

- Have your students color the templates, if desired.
- Locate the template with the two children on the front. Cut the circle out.
- Cut into the circle and remove the marked "pie piece" along the lines.
- Cut the circle with the Bible Book names out along the outer edge. DO NOT cut into this circle at all.
- Layer the circle with the children over the circle with the Bible Book names so that the edges match. Insert the brad or paper fastener through the black dot on the front page, fastening both circles together.
- Twist the circle to reveal the names of the Books of the New Testament in order.

### To Play:

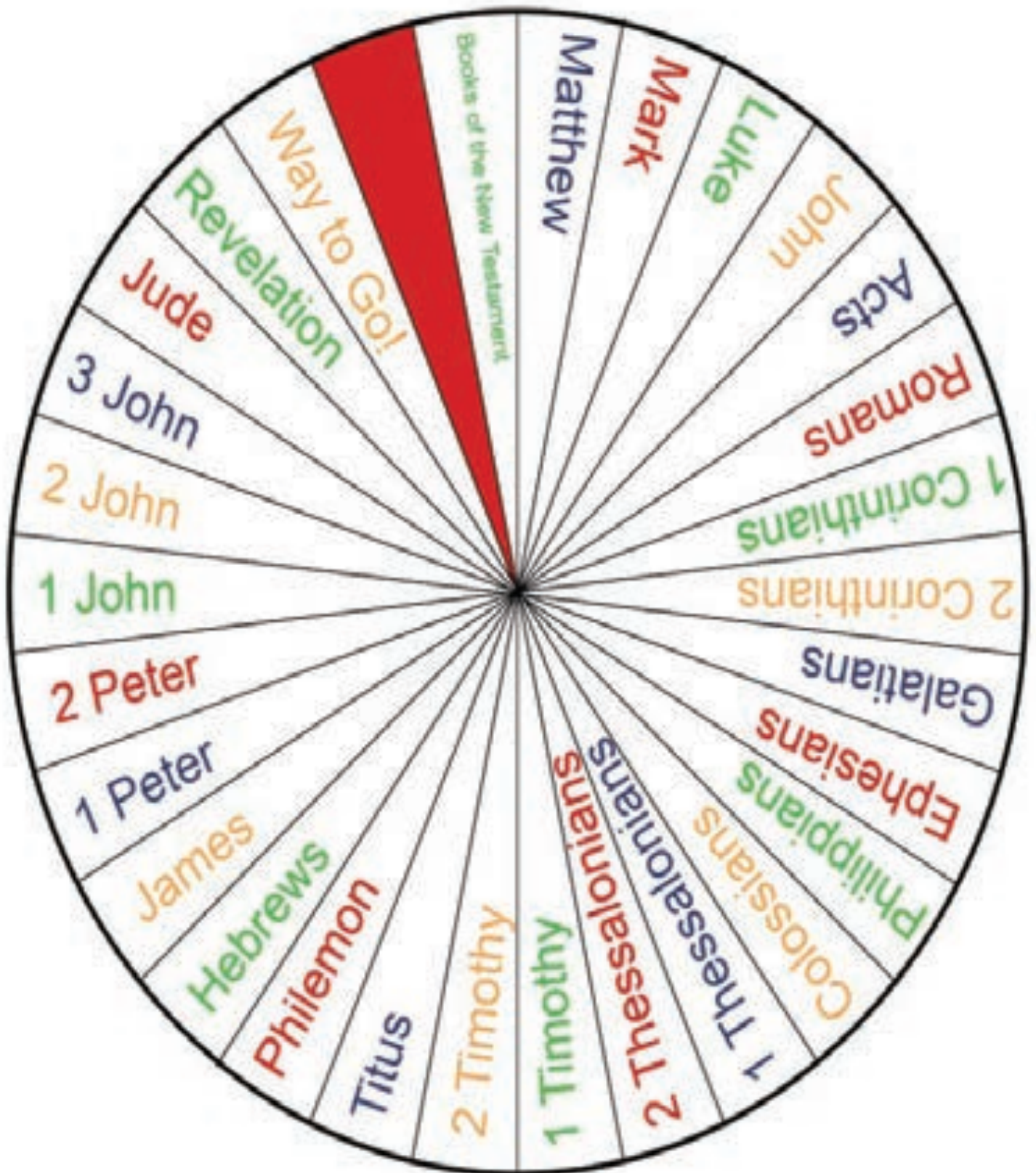
- Have kids say the names of the books of the New Testament, starting with Matthew.
- As they get familiar with the names of the books of the New Testament, see if they can remember the next name before twisting the circle. Then, twist the circle to see if they are right!
- Note: It is really helpful to memorize the books in small sections. You might start with Matthew through John. Once your kids are very familiar with these books, add Acts through 2 Corinthians. Continue until your kids know all the books of the New Testament.

# ACTIVITY PAGES





# ACTIVITY PAGES



# ACTIVITY PAGES

## JESUS' PARABLES AND TEACHINGS

### Bible Reading Plan

- Day 1: Beatitudes (Matthew 5:1-12)
- Day 2: Salt and Light (Matthew 5:13-20)
- Day 3: Prayer (Matthew 6:1-15)
- Day 4: Storing up Treasure (Matthew 6:16-24)
- Day 5: Anxiety (Matthew 6:25-34)
- Day 6: Judging and Prayer (Matthew 7:1-12)
- Day 7: Two Foundations (Matthew 7:24-28)
- Day 8: Discipleship (Matthew 10:24-42)
- Day 9: An Invitation (Matthew 11:25-30)
- Day 10: The Sower (Matthew 13:1-23)
- Day 11: Tares (Matthew 13:24-30, 36-43)
- Day 12: Kingdom of Heaven (Matthew 13:31-35)
- Day 13: Kingdom of Heaven (Matthew 13:44-51)
- Day 14: Ninety-Nine Sheep (Matthew 18:12-20)
- Day 15: Forgiveness (Matthew 18:21-35)
- Day 16: Rich Ruler (Matthew 19:13-26)
- Day 17: Laborers (Matthew 20:1-16)
- Day 18: Two Sons (Matthew 21:28-32)
- Day 19: Landowner (Matthew 21:33-46)
- Day 20: Ten Virgins (Matthew 25:1-13)
- Day 21: Talents (Matthew 25:14-29)
- Day 22: Nicodemus (John 3:1-21)
- Day 23: Light (John 8:12-30)
- Day 24: Jesus is God (John 9:35-41)
- Day 25: Good Shepherd (John 10:1-18)
- Day 26: Warning (John 12:44-50)
- Day 27: Humility (John 13:1-20)
- Day 28: Heaven (John 14:1-15)
- Day 29: Holy Spirit (John 14:16-31)
- Day 30: Abiding (John 15:1-17)





# ACTIVITY PAGES

## READY FOR A DEEPER STUDY?

Try one of the Prayer Journals, available from [kids-bible-teacher.com](https://pages.kidsbibleteacher.com)



These prayer journals are perfect for pre-readers and include Bible reading prompts, memory verse activities, and fun games and coloring activities.

<https://pages.kidsbibleteacher.com/1145-beginners-prayer-journal-pages>

Help your elementary students go a little deeper with these prayer journal pages featuring Bible reading prompts, word games, multiple choice questions, and application questions!

<https://pages.kidsbibleteacher.com/50-intermediate-prayer-journal-pages>



Encourage your tweens and teens to study God's Word on their own or in a group with these journals, designed specifically with older kids in mind.

<https://pages.kidsbibleteacher.com/adv-prayer-journal-pages-special-offer>

# ACTIVITY PAGES

## Your Bible Part 1

A	D	N	D	I	S	H	E	P	H	E	R	D	R
R	V	P	R	O	T	E	C	T	I	O	N	T	E
E	B	I	F	W	N	U	T	S	L	I	N	G	G
T	T	A	C	O	E	A	M	N	C	N	G	K	N
L	N	R	N	T	N	Y	I	I	J	O	T	G	I
E	A	A	D	O	O	G	N	S	N	I	I	E	K
H	N	I	A	A	I	R	O	T	H	T	K	R	A
S	E	N	T	R	L	N	Y	O	N	A	S	E	K
T	V	B	X	N	D	M	T	N	D	E	T	A	E
R	O	O	N	R	A	R	I	E	Y	R	U	S	E
C	C	W	E	O	D	I	G	G	T	C	D	N	G
T	R	A	D	I	P	D	G	O	H	A	Y	A	D
S	M	S	O	O	F	L	O	O	D	T	N	K	U
T	E	X	O	D	U	S	F	B	L	G	Y	E	J

DREAM  
 GOD  
 STONE  
 PROTECTION  
 SLING  
 KING  
 SHELTER  
 ARK  
 COVENANT  
 CREATION  
 VICTORY  
 GIANT  
 GOOD  
 SIN  
 SHEPHERD  
 EXODUS  
 SNAKE  
 JUDGE  
 LION  
 ANOINT  
 RAINBOW  
 FLOOD  
 ALMIGHTY  
 STUDY

# ACTIVITY PAGES

**Item 2 - Give an explanation of 2 more books in the bible, 1 from the Old Testament and 1 from the new.**

## **Books of the Old Testament Word Search**

D	C	I	M	G	U	I	D	K	H	I	N	S	N	L
E	O	S	J	E	E	U	S	H	I	H	R	A	S	E
U	F	A	F	C	V	N	M	D	E	N	M	M	B	V
T	R	I	Y	H	N	T	E	I	Y	L	P	U	L	I
E	F	A	C	S	U	X	S	S	B	L	P	E	D	T
R	A	H	E	G	M	B	T	D	I	G	J	L	R	I
O	B	L	M	E	B	I	H	O	B	S	C	V	R	C
N	R	U	J	H	E	C	E	N	V	B	O	F	W	U
O	V	W	U	S	R	H	R	I	R	E	M	S	Y	S
M	G	O	D	R	S	Q	W	E	X	T	F	S	T	O
Y	L	E	G	D	M	V	B	O	I	M	O	H	E	T
R	O	S	E	O	B	C	D	O	M	F	L	W	S	E
C	E	A	S	D	W	U	R	E	R	F	D	C	T	A
G	W	B	H	L	S	N	M	D	R	T	U	J	O	P
M	Q	S	Q	E	S	I	R	I	D	A	E	R	A	C
A	R	J	S	E	R	V	T	C	A	Q	R	U	M	H
L	H	O	B	J	W	E	H	N	N	I	O	T	E	p
A	S	S	E	O	K	U	E	I	I	Y	D	H	N	S
C	D	H	A	B	P	E	E	R	E	S	K	S	T	A
H	F	U	F	V	S	R	C	D	L	Y	I	C	V	L
I	I	S	E	N	E	T	O	T	G	I	N	E	W	M
E	1ST	M	T	2ND	U	T	H	V	R	I	G	Y	A	C
N	R	A	I	S	E	G	S	N	E	O	S	D	Y	T
B	O	O	K	S	L	O	F	D	S	R	N	E	O	I
F	I	N	I	S	H	E	D	P	L	O	B	D	N	O
J	E	R	E	M	I	A	H	R	A	N	C	S	G	N

*By Rebecca Oyelami  
For age 5 - 12-year-olds*

**Key:**

*Genesis*

*Exodus*

*Leviticus*

*Deuteronomy*

*Samuel*

*Joshua*

*Judges*

*Ruth*

*Esther*

*Kings*

*Jeremiah*

*Psalms*

*Malachi*

*Testament*

*Job*

*Books*

*Old*

*Of*

*Numbers*

*Daniel*

*Isaiah*



# ACTIVITY PAGES

## Books of the New Testament Word Search

T	E	S	T	A	M	E	N	T	H	I	M	S	N	B
O	T	D	J	E	S	U	S	H	C	L	A	P	S	O
E	P	A	T	I	E	N	1ST	E	S	A	R	I	B	O
R	P	D	I	A	T	T	G	I	J	W	K	R	L	K
F	R	H	E	N	D	I	I	E	A	L	O	I	D	S
S	R	V	E	G	V	B	T	D	M	G	J	T	L	N
G	E	L	L	S	X	N	E	U	E	N	M	J	C	O
A	V	O	U	S	I	C	K	N	S	B	D	O	W	F
L	E	M	A	E	T	A	H	C	J	O	Y	H	Y	S
A	L	A	D	L	O	Q	N	E	R	T	U	N	A	T
T	A	T	S	U	M	V	L	S	I	O	N	E	B	H
I	T	T	E	K	B	G	Y	K	E	T	M	L	E	E
A	I	H	S	E	L	N	E	W	R	F	A	A	I	A
N	O	E	Q	O	R	F	S	I	D	F	Y	C	N	G
S	N	W	V	N	R	V	A	P	O	S	T	L	E	S
Y	A	C	L	N	A	W	Q	Y	U	J	I	K	M	O
C	O	R	I	N	T	H	I	A	N	S	O	N	E	H
H	A	E	D	R	R	U	R	I	F	T	D	T	J	G
N	E	W	A	O	A	C	T	S	Y	H	E	U	O	G
J	E	G	F	L	S	E	T	D	R	F	D	O	O	P
R	I	A	E	N	E	T	G	T	G	E	D	O	W	E
M	T	I	M	O	T	H	Y	T	I	L	D	2ND	A	T
P	R	A	I	E	E	G	I	N	R	N	H	D	Y	E
L	K	P	H	I	L	I	P	I	A	N	S	S	O	R
F	I	N	I	S	H	E	E	S	L	S	R	D	N	E
C	O	L	O	S	S	I	A	N	S	S	S	F	G	H

By Rebecca Oyelami  
For age 5 - 12-year-olds

### Key:

Matthew  
Mark  
Luke  
John  
Act

Apostles  
Books  
Of  
New  
Colossians

Testament  
Romans  
Timothy  
Ephesians  
Philippians

Peter  
Jude  
Revelations  
Galatians  
Corinthians

James  
Titus

# ACTIVITY PAGES

## Item 4 – MORALITY FOR SUMMER

R	C	I	M	T	U	I	D	K	H	I	N	S	N	D
E	O	S	J	E	H	U	S	H	I	H	R	A	S	E
L	F	A	F	C	V	I	M	D	E	N	M	M	B	P
A	R	I	Y	H	S	T	N	I	Y	L	P	U	L	E
T	F	A	C	S	U	X	S	G	B	L	P	E	D	N
I	A	H	E	G	M	B	T	D	I	G	J	L	R	D
O	B	L	M	E	M	I	H	O	B	S	C	V	R	S
N	R	U	J	H	E	C	E	N	V	B	O	F	W	U
S	V	W	U	S	R	H	R	I	R	R	M	S	Y	S
H	G	O	D	R	S	Q	W	E	I	T	F	S	M	O
I	L	E	G	D	M	V	B	G	I	M	G	H	O	T
P	O	S	E	O	B	C	H	O	M	F	O	W	R	E
C	E	A	S	D	W	T	R	E	R	F	D	C	A	A
I	W	B	H	L	S	N	M	D	S	T	D	J	L	P
P	Q	S	Q	E	S	I	R	I	S	A	E	R	I	C
C	R	J	S	E	R	V	T	C	O	Q	R	U	T	H
I	H	E	B	S	W	E	H	N	L	I	O	T	Y	p
P	S	S	E	E	K	U	E	I	I	Y	D	H	N	S
E	D	U	A	E	P	E	E	R	D	S	R	S	T	A
E	F	S	F	V	S	R	C	D	L	Y	E	C	V	L
I	I	S	E	N	E	T	D	O	G	I	A	E	W	M
E	S	M	T	t	U	T	H	V	R	I	D	Y	I	C
N	R	A	I	S	E	G	S	N	E	O	S	D	T	T
B	O	O	K	S	L	O	F	D	S	R	N	E	H	I
F	I	N	I	S	H	E	D	P	L	O	B	D	N	O
J	E	R	E	M	I	A	H	R	A	N	C	S	G	N

Put together by Rebecca  
Oyelami  
for age 5 to 12.

Key:

Summer

Right

Do

Morality

Depends  
on

God

Relationship

Books

Jesus

Thing

Solid

of

With

See

The

Bible

# ACTIVITY PAGES

## Item 3– MEMORISATION OF THE BIBLE

### Item 3– MEMORISATION OF THE BIBLE

M	E	M	O	R	I	S	E	T	H	I	S	S	N	P
O	T	D	J	E	S	U	S	H	C	L	I	P	S	R
N	P	A	T	I	E	N	T	E	S	A	N	I	B	A
R	O	D	I	A	T	T	G	I	W	W	G	R	L	Y
F	R	T	E	N	D	I	I	E	R	L	O	I	D	S
S	R	V	E	G	V	B	T	D	I	G	J	T	L	N
M	E	L	L	C	X	N	E	U	T	N	M	J	C	E
E	M	O	U	S	A	C	K	N	E	B	D	O	W	N
D	E	M	A	E	T	R	H	C	J	O	Y	H	Y	S
I	B	A	D	L	O	Q	D	E	R	T	U	N	A	O
T	E	T	S	U	M	V	L	S	I	O	N	E	B	F
A	R	T	E	K	B	G	Y	K	E	T	M	L	A	K
T	U	H	S	E	L	F	S	E	R	F	A	A	L	A
E	I	E	Q	O	R	E	A	D	D	F	Y	C	O	G
S	T	W	V	N	R	V	A	P	O	S	T	L	U	S
Y	A	C	L	N	A	W	Q	Y	U	J	I	K	D	O
C	O	R	I	N	T	H	I	A	N	S	O	N	E	H
H	A	E	D	R	R	U	R	I	F	T	U	T	J	G
N	E	L	I	S	T	E	N	S	Y	H	T	U	O	G
J	E	G	F	L	S	E	T	D	R	F	D	O	O	F
R	I	A	E	N	E	T	G	T	G	E	D	O	W	R
A	M	E	M	O	R	Y	V	Y	C	A	R	D	A	I
P	R	A	I	O	E	G	I	N	R	N	H	D	Y	E
L	K	E	V	E	R	Y	D	A	Y	N	S	S	O	N
F	I	N	I	S	H	E	E	S	L	S	R	D	N	D
F	A	M	I	L	Y	N	A	V	S	S	S	F	G	S

Put together by Rebecca Oyelami  
for age 5 to 12.

#### Key:

Read	notecard	Out	Friend	Meditate
Listen	write	loud	Family	Everyday
Help	Pray	Sing	Learn	Aloud
Memorise	it	out	Remember	Down
memory card				



# ACTIVITY PAGES



# BIBLE



GENESIS JOSHUA PSALMS ISAIAH HOSEA EXTRA  
EXODUS JUDGES PROVERBS JEREMIAH JOEL AMOS

F	Q	R	K	A	Z	Z	C	U	J	S	C	O	S	M
H	U	B	U	C	V	N	S	R	E	U	Q	F	I	N
G	E	P	S	A	L	M	S	U	R	D	J	A	S	Y
N	Z	D	M	L	K	C	U	I	E	O	W	Q	E	K
O	I	T	S	E	G	D	U	J	M	X	G	O	N	A
C	Y	H	T	P	C	A	Z	N	I	E	T	E	E	O
S	C	U	M	B	C	J	E	R	A	A	T	H	G	E
N	N	X	Y	E	Y	K	C	S	H	U	F	P	L	C
I	L	U	S	O	M	A	P	B	O	Y	P	J	I	E
G	M	D	X	W	Z	E	H	W	C	H	L	E	O	J
W	J	A	C	P	I	S	A	I	A	H	Q	M	K	W
I	E	P	R	O	V	E	R	B	S	I	E	K	H	X
Z	V	Z	O	Z	I	E	C	W	P	L	P	M	T	R
V	Q	R	V	Y	E	Q	P	W	R	G	J	Z	U	G
S	G	P	D	L	T	X	W	A	U	H	S	O	J	E



Images (c) MandyMoostDesigns, EduBakery.com

www.SuperStarWorksheets.com

# ACTIVITY PAGES



## BIBLE



MATTHEW MARK LUKE JOHN ACTS TITUS JAMES

GALATIANS ESPHESIANS PHILLIPPIANS HEBREWS JUDE

P	O	H	N	R	F	T	E	M	S	R	D	N	G	D
R	E	N	I	S	N	A	I	T	A	L	A	G	G	V
K	T	B	L	S	S	M	Q	R	S	W	P	S	D	N
X	T	G	H	P	A	N	E	X	Q	E	H	N	Y	V
F	I	B	A	R	Q	S	C	O	J	H	I	A	X	F
D	T	H	K	J	J	U	D	E	R	T	L	I	K	C
D	U	J	I	H	L	A	O	T	D	T	L	S	U	V
K	S	M	S	W	E	R	B	E	H	A	I	E	O	Z
N	I	D	O	N	R	J	O	P	A	M	P	H	O	G
P	G	E	N	S	V	O	T	N	C	P	P	P	R	L
S	J	K	J	Y	T	X	L	N	T	T	I	S	A	C
U	V	U	I	A	N	H	O	J	S	Z	A	E	J	N
G	M	L	U	W	M	G	W	N	E	V	N	A	H	V
D	C	F	Y	V	I	E	C	H	U	W	S	W	T	F
I	T	P	I	H	V	H	S	H	S	F	O	S	B	V



Images (c) MandyMooseDesigns, EdBakery.com

www.SuperStarWorksheets.com

# ACTIVITY PAGES

Name: \_\_\_\_\_ Date: \_\_\_\_\_

## Memory and Memorization

D F U W K I F E Z M Y N Q X L D T  
 X T H G I L H G I H Q U T F S R B  
 L T D A U Q A P W W R U E T C A Q  
 O G R N X R Y T R D O S I S M P W  
 P N C A B E N U H P I X N Z E P V  
 I I A I D C Z Z W S T O X N M B L  
 W D C L C A W A R P V G S E O S W  
 Y N R W B L D E T D Q K M M R E W  
 H A O O P L C S U E N Y T X Y R A  
 Q T N R H X S K G N H F F L A U X  
 W S Y D E S R Y H R A F D U L T F  
 P R M S I S D R A C H S A L F C F  
 U E S D Z Z P E E L S N J A N I X  
 T D K I F A H D H J Y V S N R P H  
 N N Q H T U C C F X R O Q H U J S  
 Q U M E M O R I Z A T I O N K H O  
 W R E C O L L E C T I O N P A W B

Understanding  
 Flashcards  
 Highlight  
 Recall  
 Sleep

Memorization  
 Nail Words  
 Acronyms  
 Memory  
 quiz

Recollection  
 Excercise  
 Pictures  
 Rhyme  
 Talk



# ACTIVITY PAGES

Name: \_\_\_\_\_

## MEMORY VERSES

Q K L X U F Z M I K M I S E M B K  
 G C K F E M N W E H T T A M D A E  
 B O I P F L I C Y U H S M R L L E  
 F N U R E U L R M V D S E U N I E  
 D K L Z Y N Q A S K E B N E G P R  
 L M E Y O T R N H F E R T P K A H  
 F T B O W O L L A S R E H E A R T  
 P I F U Q O E G G M H V N W I L L  
 B T A R S T T J L X T O D E F L M  
 A O E L K D L A P T Y R G C V I P  
 W K C D F N S B V W T P Z D E E I  
 I W T H E P L O R D N A C C D B S  
 T J G H W N V M D R E V F O L S Q  
 H E Q U E E E N F N W Z O H D Y G  
 X H P V Z V A P W V T R Z F R Y B  
 E B N E V I G B O H S I H W Q O V  
 W B D R E H P E H S T S U R T U C

TWENTYTHREE  
 OPENED  
 HEART  
 GIVEN  
 UNTO  
 SEEK  
 AND  
 TO

PROVERBS  
 SEVEN  
 TRUST  
 YOUR  
 WILL  
 ALL  
 ASK  
 IT

SHEPHERD  
 THREE  
 KNOCK  
 WITH  
 DOOR  
 THE  
 IN  
 MY

MATTHEW  
 PSALM  
 SHALL  
 LORD  
 FIND  
 YOU  
 BE  
 IS

## Psalm 23:1-6 our version

Jesus is my Shepherd, taking care of us  
all the time,  
We are the sheep and God makes  
Sure we have everything we need.

God lets us rest in green field  
Where we can play and have fun  
Sometimes we get tired, but God  
Helps us get better.

God leads us besides quiet  
Streams where we can splash and  
laugh. We don't need to be afraid be-  
cause  
God is always with us,  
Even when its dark.

Even when we are in scary places  
Like the woods or dark hallways, we  
Don't need to be afraid,, because  
God is there holding our hands and  
Keeping us safe.

God throws a big party for us, even  
When some people may not like us, he  
Fills our cups with yummy juice and  
Makes us feel special

Surely God's love and kindness will be  
with  
Us all our lives and one day we will live  
In his house forever

Amen.

*By 5-6 class led by Auntie Kim*

## A SONG OF PRAISE

1. The Lord is my saviour,  
I don't lack anything
2. He allows me to lie in green meadows,  
and he leads me to calm waters
3. He renews my strength,  
He is a lamp onto my feet.  
He guides me in the right way.
4. Even if I walk through a very danger-  
ous path,  
I will not be scared, because I know  
you are with me.  
Your rod and your staff comfort and  
lead me.
5. You prepare a feast for me in front  
of my enemies,  
You pour your oil onto my head,  
That gives unlimited blessings,  
My cup overflows.
6. Surely your blessing and unfailing  
love will be with me everyday,  
And I will live with God all the days I  
live.

By Olivia Tamabang



## We'd love to hear from you!

Send your competition entries, comments and birthday shout outs to us at: [ENN@kicc.org.uk](mailto:ENN@kicc.org.uk)